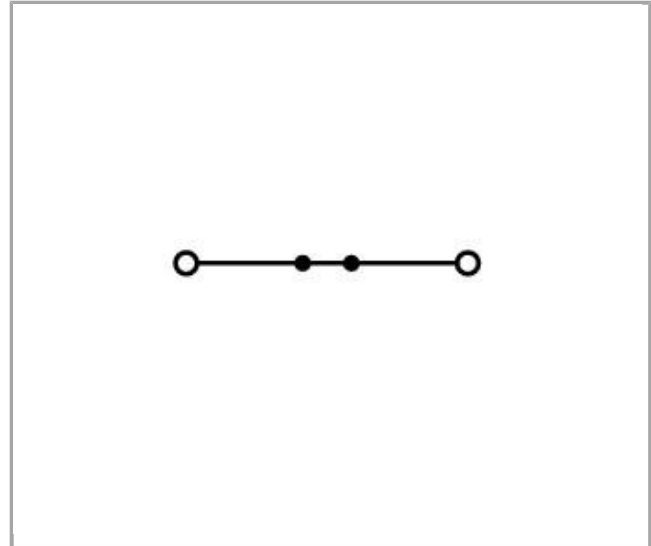


## Data sheet | Item number: 2000-1204

2-conductor through terminal block; 1 mm<sup>2</sup>; for Ex e II and Ex i applications;  
side and center marking; for DIN-rail 35 x 15 and 35 x 7.5; Push-in CAGE  
CLAMP®



2000-1204



RoHS   
Compliant

[BOMcheck.net](https://www.bomcheck.net)

Color: 

### Data

#### Electrical data

Rated voltage EN (Ex e II)	550 V
Rated current (Ex e II)	13 A
Rated current (Ex e II) with jumper	12 A

#### Ratings per IEC/EN 60664-1

Rated voltage (III / 3)	800 V
Rated impulse voltage (III / 3)	8 kV
Rated current	13.5 A
Rated current (2)	18 A

#### Approvals per UL 1059

Rated voltage UL (Use Group B)	600 V
Rated current UL (Use Group B)	15 A
Rated voltage UL (Use Group C)	600 V



Rated current UL (Use Group C)	15 A
--------------------------------	------

### Approvals per CSA

Rated voltage CSA (Use Group B)	600 V
Rated current CSA (Use Group B)	10 A
Rated voltage CSA (Use Group C)	600 V
Rated current CSA (Use Group C)	10 A

### Connection data

Connection technology	Push-in CAGE CLAMP®
Actuation type	Push-in Open Tool Slot
Connectable conductor materials	Copper
Nominal cross section	1 mm <sup>2</sup>
Solid conductor	0.14 ... 1.5 mm <sup>2</sup> / 24 ... 16 AWG
Solid conductor, push-in termination	0.5 ... 1.5 mm <sup>2</sup> / 20 ... 16 AWG
Fine-stranded conductor	0.14 ... 1.5 mm <sup>2</sup> / 24 ... 16 AWG
Strip length	9 ... 11 mm / 0.35 ... 0.43 inch
Note (conductor cross-section)	Depending on the conductor characteristic, a conductor with a smaller cross section can also be inserted via push-in termination.
Total number of connection points	2
Total number of potentials	1
Number of levels	1
Type of wiring	Front-entry wiring

### Geometrical Data

Width	3.5 mm / 0.138 inch
Height from upper-edge of DIN-35 rail	32.9 mm / 1.295 inch
Depth	48.5 mm / 1.909 inch

### Mechanical data

Design	horizontal
Type of mounting	DIN-35 rail
Marking level	Center/side marking

### Material Data



Color	blue
Insulating material	Polyamide 66 (PA 66)
Fire load	0.079 MJ
Weight	3.58 g

## Commercial data



Product Group	22 (TOPJOB S)
Country of origin	CN
GTIN	4045454966799
Customs Tariff No.	85369010000

## Approvals / Certificates



### Ex-Approvals

Logo	Approval	Additional Approval Text	Certificate name
	<b>AEx</b> Underwriters Laboratories Inc.	UL 60079	E185892
	<b>ATEX</b> Physikalisch Technische Bundesanstalt	EN 60079	PTB 11 ATEX 1041 U (II 2 G Ex e IIC GB / I M 2 Ex e I Mb)

### Country specific Approvals

Logo	Approval	Additional Approval Text	Certificate name
	<b>CCA</b> DEKRA Certification B.V.	EN 60947	71- 102841
	<b>CSA</b> DEKRA Certification B.V.	C22.2 No. 158	2130762

### Ship Approvals

Logo	Approval	Additional Approval Text	Certificate name
	<b>ABS</b> American Bureau of Shipping	EN 60947	14- HG1293677- PDA
	<b>BV</b> Bureau Veritas S.A.	EN 60947	38586/A0 BV
	<b>DNV GL</b>	-	TAE00001V2




Det Norske Veritas, Germanischer Lloyd

LR  
Lloyds Register

EN 60947









91/20112  
(E9)

## UL-Approvals




















Logo	Approval	Additional Approval Text	Certificate name
	UL UL International Germany GmbH	UL 1059	E45172 sec.55

## Compatible products

## Carrier rail

	<b>Item no.: 210-112</b> Steel carrier rail; 35 x 7.5 mm; 1 mm thick; 2 m long; slotted; according to EN 60715; "Hole width 25 mm	210-112
	<b>Item no.: 210-113</b> Steel carrier rail; 35 x 7.5 mm; 1 mm thick; 2 m long; unslotted; according to EN 60715	210-113
	<b>Item no.: 210-114</b> Steel carrier rail; 35 x 15 mm; 1.5 mm thick; 2 m long; unslotted; similar to EN 60715	210-114
	<b>Item no.: 210-115</b> Steel carrier rail; 35 x 7.5 mm; 1 mm thick; 2 m long; slotted; according to EN 60715; "Hole width 18 mm	210-115
	<b>Item no.: 210-118</b> Steel carrier rail; 35 x 15 mm; 2.3 mm thick; 2 m long; unslotted; according to EN 60715	210-118
	<b>Item no.: 210-196</b> Aluminum carrier rail; 35 x 8.2 mm; 1.6 mm thick; 2 m long; unslotted; similar to EN 60715	210-196
	<b>Item no.: 210-197</b> Steel carrier rail; 35 x 15 mm; 1.5 mm thick; 2 m long; slotted; similar to EN 60715	210-197
	<b>Item no.: 210-198</b> Copper carrier rail; 35 x 15 mm; 2.3 mm thick; 2 m long; unslotted; according to EN 60715	210-198

check

	<b>Item no.: 2000-510</b> TOPJOB®S L-type test plug module; modular; for jumper contact slot	2000-510
	<b>Item no.: 2000-511</b> TOPJOB®S L-type test plug module; modular; for jumper contact slot; 1-pole	2000-511
	<b>Item no.: 2000-549</b> Spacer module; modular; e.g., for bridging commoned terminal blocks	2000-549
	<b>Item no.: 2000-552</b> Modular TOPJOB®S connector; modular; for jumper contact slot; 2-pole	2000-552
	<b>Item no.: 2000-553</b> Modular TOPJOB®S connector; modular; for jumper contact slot; 3-pole	2000-553
	<b>Item no.: 2000-554</b> Modular TOPJOB®S connector; modular; for jumper contact slot; 4-pole	2000-554
	<b>Item no.: 2000-555</b> Modular TOPJOB®S connector; modular; for jumper contact slot; 5-pole	2000-555
	<b>Item no.: 2000-556</b> Modular TOPJOB®S connector; modular; for jumper contact slot; 6-pole	2000-556
	<b>Item no.: 2000-557</b> Modular TOPJOB®S connector; modular; for jumper contact slot; 7-pole	2000-557
	<b>Item no.: 2000-558</b> Modular TOPJOB®S connector; modular; for jumper contact slot; 8-pole	2000-558
	<b>Item no.: 2000-559</b> Modular TOPJOB®S connector; modular; for jumper contact slot; 9-pole	2000-559
	<b>Item no.: 2000-560</b> Modular TOPJOB®S connector; modular; for jumper contact slot; 10-pole	2000-560
	<b>Item no.: 2009-174</b> Test plug adapter; for 4 mm Ø test plugs; for testing TOPJOB®S rail-mounted terminal blocks	2009-174
	<b>Item no.: 2009-182</b> Testing tap; for max. 2.5 mm <sup>2</sup> ; tool-free connection for individual test wires 0.08 - 2.5 mm	2009-182
	<b>Item no.: 210-136</b> Test plug; 2 mm Ø; with 500 mm cable	210-136
	<b>Item no.: 210-137</b> Test plug; 2.3 mm Ø; with 500 mm cable	210-137
<b>End plate</b>		
	<b>Item no.: 2000-1291</b> End and intermediate plate; 0.7 mm thick	2000-1291
	<b>Item no.: 2000-1292</b> End and intermediate plate; 0.7 mm thick	2000-1292
	<b>Item no.: 209-190</b> Separator for Ex e/Ex i applications; 3 mm thick; 90 mm wide	209-190



**Item no.: 209-191**  
Separator for Ex e/Ex i applications; 3 mm thick; 120 mm wide

209-191

## tools



**Item no.: 210-647**  
Operating tool with partially insulated shaft; Blade (2.5 x 0.4) mm; short

210-647



**Item no.: 210-648**  
Operating tool with partially insulated shaft; Blade (2.5 x 0.4) mm; short; angled

210-648



**Item no.: 210-719**  
Operating tool with partially insulated shaft; Type 1, blade (2.5 x 0.4) mm

210-719

## Jumper



**Item no.: 2000-402**  
Push-in type jumper bar; insulated; 2-way; Nominal current 14 A

2000-402



**Item no.: 2000-402/000-005**  
Push-in type jumper bar; insulated; 2-way; Nominal current 14 A

2000-402

/000-005



**Item no.: 2000-402/000-006**  
Push-in type jumper bar; insulated; 2-way; Nominal current 14 A

2000-402

/000-006



**Item no.: 2000-402/000-018**  
Push-in type jumper bar; insulated; 2-way; Nominal current 14 A

2000-402

/000-018



**Item no.: 2000-403**  
Push-in type jumper bar; insulated; 3-way; Nominal current 14 A

2000-403



**Item no.: 2000-403/000-005**  
Push-in type jumper bar; insulated; 3-way; Nominal current 14 A

2000-403

/000-005



**Item no.: 2000-403/000-006**  
Push-in type jumper bar; insulated; 3-way; Nominal current 14 A

2000-403

/000-006



**Item no.: 2000-404**  
Push-in type jumper bar; insulated; 4-way; Nominal current 14 A

2000-404



**Item no.: 2000-404/000-005**  
Push-in type jumper bar; insulated; 4-way; Nominal current 14 A

2000-404

/000-005



**Item no.: 2000-404/000-006**  
Push-in type jumper bar; insulated; 4-way; Nominal current 14 A

2000-404

/000-006



**Item no.: 2000-405**  
Push-in type jumper bar; insulated; 5-way; Nominal current 14 A

















2000-405





















**Item no.: 2000-405/000-005**  
Push-in type jumper bar; insulated; 5-way; Nominal current 14 A

2000-405
















/000-005

	<b>Item no.: 2000-405/000-006</b> Push-in type jumper bar; insulated; 5-way; Nominal current 14 A	2000-405
	<b>Item no.: 2000-405/011-000</b> Star point jumper; insulated; 3-way (1-3-5); IN = IN terminal block	2000-405
	<b>Item no.: 2000-406</b> Push-in type jumper bar; insulated; 6-way; Nominal current 14 A	2000-406
	<b>Item no.: 2000-406/000-005</b> Push-in type jumper bar; insulated; 6-way; Nominal current 14 A	2000-406
	<b>Item no.: 2000-406/000-006</b> Push-in type jumper bar; insulated; 6-way; Nominal current 14 A	2000-406
	<b>Item no.: 2000-406/020-000</b> Delta jumper; insulated; 1-2 3-4 5-6; IN = IN terminal block	2000-406
	<b>Item no.: 2000-407</b> Push-in type jumper bar; insulated; 7-way; Nominal current 14 A	2000-407
	<b>Item no.: 2000-407/000-005</b> Push-in type jumper bar; insulated; 7-way; Nominal current 14 A	2000-407
	<b>Item no.: 2000-407/000-006</b> Push-in type jumper bar; insulated; 7-way; Nominal current 14 A	2000-407
	<b>Item no.: 2000-408</b> Push-in type jumper bar; insulated; 8-way; Nominal current 14 A	2000-408
	<b>Item no.: 2000-408/000-005</b> Push-in type jumper bar; insulated; 8-way; Nominal current 14 A	2000-408
	<b>Item no.: 2000-408/000-006</b> Push-in type jumper bar; insulated; 8-way; Nominal current 14 A	2000-408
	<b>Item no.: 2000-409</b> Push-in type jumper bar; insulated; 9-way; Nominal current 14 A	2000-409
	<b>Item no.: 2000-409/000-005</b> Push-in type jumper bar; insulated; 9-way; Nominal current 14 A	2000-409
	<b>Item no.: 2000-409/000-006</b> Push-in type jumper bar; insulated; 9-way; Nominal current 14 A	2000-409
	<b>Item no.: 2000-410</b> Push-in type jumper bar; insulated; 10-way; Nominal current 14 A	2000-410

	Item no.: 2000-410/000-005 Push-in type jumper bar; insulated; 10-way; Nominal current 14 A	2000-410 /000-005
	Item no.: 2000-410/000-006 Push-in type jumper bar; insulated; 10-way; Nominal current 14 A	2000-410 /000-006
	Item no.: 2000-433 Push-in type jumper bar; insulated; from 1 to 3; Nominal current 14 A	2000-433
	Item no.: 2000-433/000-005 Push-in type jumper bar; insulated; from 1 to 3; Nominal current 14 A	2000-433 /000-005
	Item no.: 2000-433/000-006 Push-in type jumper bar; insulated; from 1 to 3; Nominal current 14 A	2000-433 /000-006
	Item no.: 2000-434 Push-in type jumper bar; insulated; from 1 to 4; Nominal current 14 A	2000-434
	Item no.: 2000-435 Push-in type jumper bar; insulated; from 1 to 5; Nominal current 14 A	2000-435
	Item no.: 2000-436 Push-in type jumper bar; insulated; from 1 to 6; Nominal current 14 A	2000-436
	Item no.: 2000-437 Push-in type jumper bar; insulated; from 1 to 7; Nominal current 14 A	2000-437
	Item no.: 2000-438 Push-in type jumper bar; insulated; from 1 to 8; Nominal current 14 A	2000-438
	Item no.: 2000-439 Push-in type jumper bar; insulated; from 1 to 9; Nominal current 14 A	2000-439
	Item no.: 2000-440 Push-in type jumper bar; insulated; from 1 to 10; Nominal current 14 A	2000-440
	Item no.: 2009-402 Push-in type wire jumper; insulated; wire length 60 mm; Conductor cross section 0.75 mm <sup>2</sup> ; suitable for 2000 and 2020 Series rail-mounted terminal blocks	2009-402
	Item no.: 2009-404 Push-in type wire jumper; insulated; wire length 110 mm; Conductor cross section 0.75 mm <sup>2</sup> ; suitable for 2000 and 2020 Series rail-mounted terminal blocks	2009-404
	Item no.: 2009-406 Push-in type wire jumper; insulated; wire length 250 mm; Conductor cross section 0.75 mm <sup>2</sup> ; suitable for 2000 and 2020 Series rail-mounted terminal blocks	2009-406
	Item no.: 210-103 Wire commoning chain; insulated; 50 connections	210-103
	Item no.: 210-123 Wire commoning chain; insulated; 50 connections	210-123
<b>Protective Warning Marker</b>		
	Item no.: 2000-115 Protective warning marker; with high-voltage symbol, black; for 5 terminal blocks	2000-115



## Marking accessories

	<b>Item no.: 2009-110</b> Marking strips; on reel; not stretchable; plain; snap-on type	2009-110
	<b>Item no.: 2009-113</b> WMB-Inline; for Smart Printer; on reel; plain; snap-on type	2009-113
	<b>Item no.: 2009-113/000-002</b> WMB-Inline; for Smart Printer; on reel; plain; snap-on type	2009-113 /000-002
	<b>Item no.: 2009-113/000-005</b> WMB-Inline; for Smart Printer; on reel; plain; snap-on type	2009-113 /000-005
	<b>Item no.: 2009-113/000-006</b> WMB-Inline; for Smart Printer; on reel; plain; snap-on type	2009-113 /000-006
	<b>Item no.: 2009-113/000-007</b> WMB-Inline; for Smart Printer; on reel; plain; snap-on type	2009-113 /000-007
	<b>Item no.: 2009-113/000-012</b> WMB-Inline; for Smart Printer; on reel; plain; snap-on type	2009-113 /000-012
	<b>Item no.: 2009-113/000-017</b> WMB-Inline; for Smart Printer; on reel; plain; snap-on type	2009-113 /000-017
	<b>Item no.: 2009-113/000-023</b> WMB-Inline; for Smart Printer; on reel; plain; snap-on type	2009-113 /000-023
	<b>Item no.: 2009-113/000-024</b> WMB-Inline; for Smart Printer; on reel; plain; snap-on type	2009-113 /000-024
	<b>Item no.: 2009-191</b> Group marker carrier	2009-191
	<b>Item no.: 793-3501</b> WMB marking card; as card; plain; snap-on type	793-3501
<b>ferrule</b>		
	<b>Item no.: 216-241</b> Ferrule; Sleeve for 0.5 mm <sup>2</sup> / 20 AWG; insulated; electro-tin plated; electrolytic copper; gastight crimped; acc. to DIN 46228, Part 4/09.90	216-241
	<b>Item no.: 216-242</b> Ferrule; Sleeve for 0.75 mm <sup>2</sup> / 18 AWG; insulated; electro-tin plated; electrolytic copper; gastight crimped; acc. to DIN 46228, Part 4/09.90	216-242
	<b>Item no.: 216-243</b> Ferrule; Sleeve for 1 mm <sup>2</sup> / AWG 18; insulated; electro-tin plated; electrolytic copper; gastight crimped; acc. to DIN 46228, Part 4/09.90	216-243



Downloads

Documentation

Bid Text

2000-1204 Reihenklemmen, TOPJOB S	Apr 4, 2012	docx 14.8 kB	Download
--------------------------------------	-------------	-----------------	----------

---

Additional Information

pdf  
2.1 MB

Download

---

CAD/CAE - Smart Data

CAD data

3D Download 2000-1204	URL	Download
-----------------------	-----	----------

---

Subject to changes.

---